




EC 226 EASY FIT

Self Contained Ice Machine up to 150 kg

Item #:
Project:
Quantity:

	<p>FEATURES</p>
	<ul style="list-style-type: none"> • Produces individual Gourmet crystal clear supercubes. • Resistant stainless steel exterior. • Advanced diagnostics Computerized control. • Front panel in & out airflow (air-cooled model only) for built-in installation. • Front access condenser air filter, removable and washable (air cooled version only). • Easily accessible front panel mount ON-OFF Switch. • Routine Maintenance visible alarm light on front panel. • PWD - Progressive Water Discharge: pumps excess residual water up to a distance of 15 meters.

	<p>EC L 226 Large Gourmet 39 g Ø 38 x H 41 mm</p>	<p>CONDENSING SYSTEM</p>	<p>INTERNAL BIN CAPACITY</p>															
	<p>EC M 226 Medium Gourmet 20 g Ø 30 x H 34 mm</p>	<p>REFRIGERANT GAS</p>	<p>OPERATING REQUIREMENTS</p>															
	<p>EC S 226 Small Gourmet 8 g Ø 21 x H 25 mm</p>	<p>VOLTAGE V/Hz/ph</p>																
		<p>230/50/1 230/60/1</p>	<table border="1"> <thead> <tr> <th></th> <th>Minimum</th> <th>Maximum</th> </tr> </thead> <tbody> <tr> <td>Air temperature</td> <td>10°C</td> <td>43°C</td> </tr> <tr> <td>Water temperature</td> <td>5°C</td> <td>38°C</td> </tr> <tr> <td>Water pressure</td> <td>1 bar (14 psi)</td> <td>5 bar (70 psi)</td> </tr> <tr> <td>Electrical voltage</td> <td>-10%</td> <td>+10%</td> </tr> </tbody> </table>		Minimum	Maximum	Air temperature	10°C	43°C	Water temperature	5°C	38°C	Water pressure	1 bar (14 psi)	5 bar (70 psi)	Electrical voltage	-10%	+10%
	Minimum	Maximum																
Air temperature	10°C	43°C																
Water temperature	5°C	38°C																
Water pressure	1 bar (14 psi)	5 bar (70 psi)																
Electrical voltage	-10%	+10%																

Certifications:



IMPORTANT NOTICE:
Models and specifications are subject to change without notice. This spec sheet is meant for commercial purpose only. For technical documentation please refer to our service manuals.

Download our free App Scotsman Ice
Apple store
Google play
Windows store



www.scotsman-ice.it
www.scotsman-ice.com

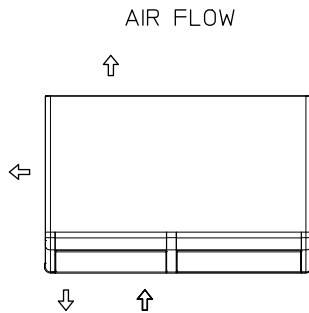
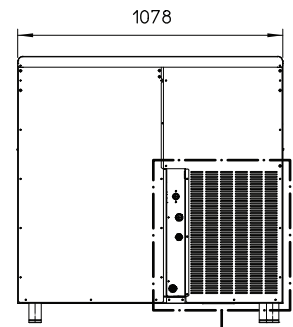
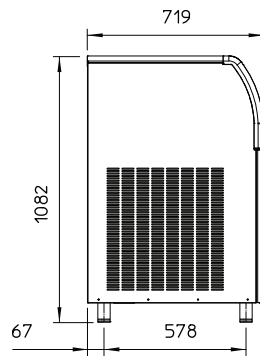
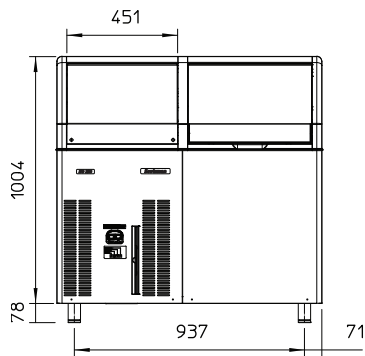
Self Contained Ice Machine up to 150 kg

EC 226 EASY FIT

Self Contained Ice Machine up to 150 kg

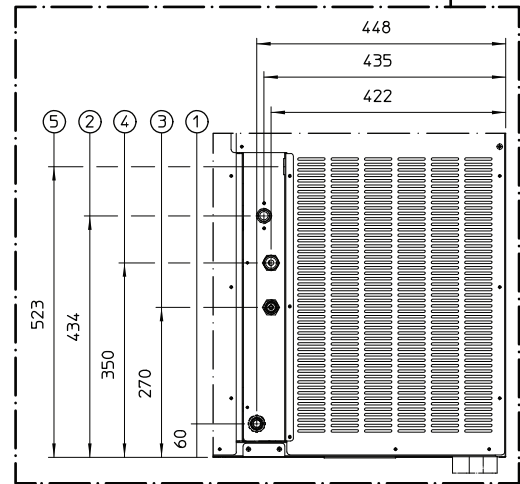
Item #:
Project:
Quantity:

Self Contained Ice Machine up to 150 kg



UNIT OF MEASUREMENT: mm

- 25/32" OD - OVERFLOW DRAIN
- 3/4" GAS - WATER INLET
- 3/4" GAS - WATER OUTLET
WATER COOLED UNIT ONLY
- 3/4" GAS - WATER INLET
WATER COOLED UNIT ONLY
- CORD SET



UNIT DATA				Compressor		Circuit wires		Max. fuse size			
		Version	Voltage	Btu/h	W	No.	Ømm ²	A			
Size (W x D x H)	1078 x 715 x 1126 mm	EC L 226 AS	230/50/1	9042	2650	3	1.5	16			
Net weight	96 kg	EC L 226 WS	230/50/1	9042	2650	3	1.5	16			
SHIPPING DATA		EC M 226 AS	230/50/1	9042	2650	3	1.5	16			
		EC M 226 WS	230/50/1	9042	2650	3	1.5	16			
		EC S 226 AS	230/50/1	9042	2650	3	1.5	16			
		EC M 226 AS	230/60/1	10578	3100	3	1.5	16			
		Carton (W x D x H)	1150 x 780 x 1160 mm								
		Weight	112 kg								

Version	Condensation	Voltage	24 h ice production kg			Energy consumption*		Water usage*	Instant power
			10°C/10°C	21°C/10°C	32°C/21°C	kWh/100 kg	kWh/24h		
EC L 226 AS	Air	230/50/1	134	128	101	23.6	23.7	11.3	1150
EC L 226 WS	Water	230/50/1	150	130	100	15.0	19.5	141.7	800
EC M 226 AS	Air	230/50/1	145	142	110	22.0	24.2	13.8	1150
EC M 226 WS	Water	230/50/1	150	147	130	14.8	19.2	139.2	800
EC S 226 AS	Air	230/50/1	145	140	110	22.5	24.7	16.7	1150
EC M 226 AS	Air	230/60/1	145	142	110	25.6	28.1	15.8	1150

(*) Data refer to 32°C Amb. / 21°C Water temperature conditions