






NW 308

Modular Ice Machine up to 160 kg

Item #:
Project:
Quantity:

	<p>FEATURES</p> <ul style="list-style-type: none"> • Vertical Cube System. • T304 Stainless Steel Panels. • Auto-alert Indicator Lights. • Global standard footprint: strictly follows international imperial standards commonly adopted in the industry of reference. • One touch cleaning: reduces labor costs and saves time and simplifies cleaning process. • Front evaporator access: immediate access to the evaporating plate for quick self-maintenance operations. • Head only ice maker: requires a separate storage bin to collect the ice produced. 																	
 <p>NW L 308 Large Cube 12 g W 29 x D 22 x H 29 mm</p>  <p>NW 308 Full Cube 10 g W 22 x D 22 x H 22 mm</p>  <p>NW H 308 Half Cube 6 g W 10,5 x D 22 x H 29 mm</p>	<p>CONDENSING SYSTEM</p> <p>Air cooled Water cooled</p>	<p>RECOMMENDED BINS</p>																
<p>REFRIGERANT GAS</p> <p>R404A</p>	<table border="1"> <thead> <tr> <th>Head</th> <th colspan="2">Bins</th> <th>kg</th> </tr> </thead> <tbody> <tr> <td rowspan="4">NW 308</td> <td>✓</td> <td>SB193</td> <td>129</td> </tr> <tr> <td>✓</td> <td>SB322</td> <td>168</td> </tr> <tr> <td>CBT30EMCD</td> <td>SB393</td> <td>181</td> </tr> <tr> <td>CBT30EMCD</td> <td>SB530</td> <td>243</td> </tr> </tbody> </table>	Head	Bins		kg	NW 308	✓	SB193	129	✓	SB322	168	CBT30EMCD	SB393	181	CBT30EMCD	SB530	243
Head	Bins		kg															
NW 308	✓	SB193	129															
	✓	SB322	168															
	CBT30EMCD	SB393	181															
	CBT30EMCD	SB530	243															
<p>VOLTAGE V/Hz/ph</p> <p>230/50/1</p>	<p>LEGEND: ✓ : Perfect combination between ice maker and bin ● : Ice chute cut-out performed upon installation CBTxxxxxxxx : need additional bin top</p>																	
<p>Certifications:</p>	<p>OPERATING REQUIREMENTS</p>																	
<p>IMPORTANT NOTICE: Models and specifications are subject to change without notice. This spec sheet is meant for commercial purpose only. For technical documentation please refer to our service manuals.</p>	<p>Download our free App Scotsman Ice Apple store Google play Windows store</p> <p>DOWNLOAD </p>	<p>www.scotsman-ice.it www.scotsman-ice.com</p>																

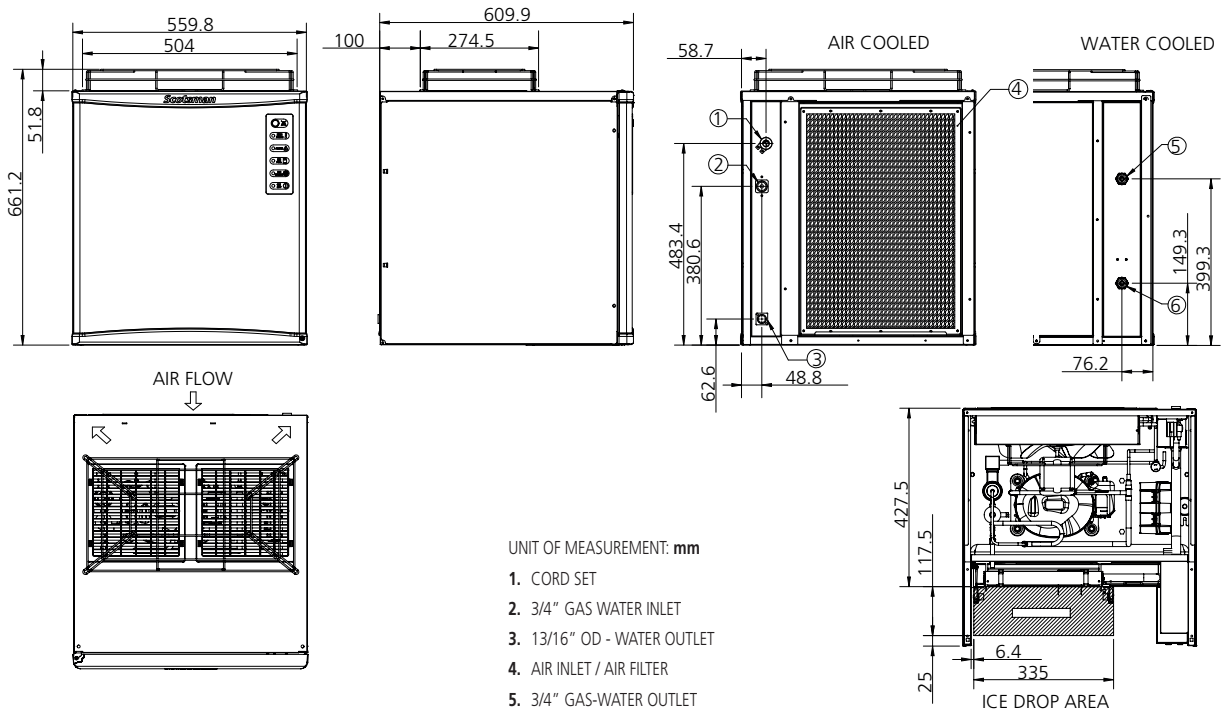
Modular Ice Machine up to 160 kg

NW 308

Modular Ice Machine up to 160 kg

Item #:
Project:
Quantity:

Modular Ice Machine up to 160 kg



- UNIT OF MEASUREMENT: mm
1. CORD SET
 2. 3/4" GAS WATER INLET
 3. 13/16" OD - WATER OUTLET
 4. AIR INLET / AIR FILTER
 5. 3/4" GAS-WATER OUTLET
 6. 3/4" GAS-WATER INLET
WATER COOLED UNIT ONLY

UNIT DATA	Version		Compressor		Circuit wires		Max. fuse size	
	Version	Voltage	Btu/h	W	No.	Ømm ²	A	
Size (W x D x H)	558 x 610 x 609 mm							
Net weight	54 kg							
SHIPPING DATA	Carton (W x D x H)	620 x 680 x 800 mm						
	Weight	63 kg						
		NW 308 AS	230/50/1	6142	1800	3	1.5	10
		NW 308 WS	230/50/1					
		NW 308 AS	230/50/1					
		NW 308 WS	230/50/1					

Version	Condensation	Voltage	24 h ice production kg			Energy consumption*		Water usage*	Instant power
			10°C/10°C	21°C/10°C	32°C/21°C	kWh/100 kg	kWh/24h		
NW 308 AS	Air	230/50/1	160	140	105	34.9	16.2	6.8	800
NW 308 WS	Water	230/50/1							
NW 308 AS	Air	230/50/1							
NW 308 WS	Water	230/50/1							
NW 308 AS	Air	230/50/1							
NW 308 WS	Water	230/50/1							

(*) Data refer to 32°C Amb. / 21°C Water temperature conditions